FLEX ARMOR ADJUSTABLE DEPTH SENSORS

#1	DESCRIPTION
2K	Flexible armor adjustable depth sensor

#2	SENSOR TYPE
J	Iron/Constantan (Standard)
K	Chromel/Alumel
T	Copper/Constantan
E	Chromel/Constantan
3	100Ω Platinum RTD 0.00385 alpha (3 wire) Class B
4	100Ω Platinum RTD 0.00385 alpha (4 wire) Class A
4S	100Ω Platinum RTD 0.00385 alpha (4 wire) 1/10th DIN
X	Other, specify

Note: Add a 2 for dual element. (Example: 2J)

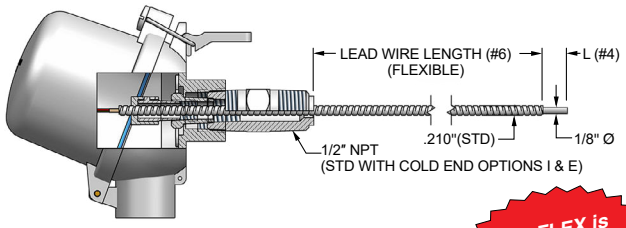

The FLEX is the SPRING!

#3	FLEX ARMOR DIMENSIONS
1	.125" ID X .210" OD
2	.188" ID X .270" OD (Standard)

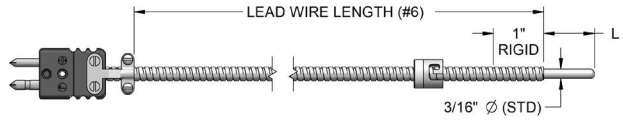

#4	TUBE LENGTH
__"	Length in inches
Z	Flush - no tube (Standard)

#5	JUNCTION
G	Grounded (Standard)
U	Ungrounded - (RTDs are always ungrounded)

#6	LEAD WIRE LENGTH (Standard Insulation Fiberglass)
__"	Length in inches

#7	COLD END TERMINATION [Additional options see Pg 1-7]
C	Standard plug
E	Standard jack
K	Spade lugs
I*	Explosion proof head, 1/2" x 3/4" NPT connection with fitting
R*	High dome, general purpose head w/ hinged cover, 1/2" x 1/2" NPT fitting
T	Junction box connector
A	Bare ends (Standard)
P**	Single 1/2" NPT thread with bayonet S/L
X	Other, specify
	If bayonet adapter is needed for mounting, see page 2-5.

#8	TAGGING AND CALIBRATION OPTIONS (Use only if applicable)
_____	See page 1-2 #14 for ordering selections.

* Symbols I & R are not usually used in plastics manufacturing. These options are designed to provide a spring-loaded industrial sensor that can be used through elbows and around corners. Also an excellent solution when spring-loading is needed for a protection tube or thermowell that has become warped or bent. Select symbol #3-1 for .210 OD flex armor to fit thermowells.

** Match with additional code end options. If none are specified, will be supplied with bare ends.

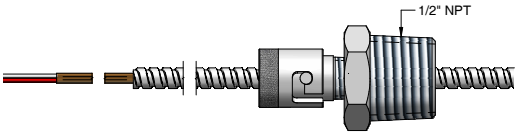

COLD END OPTION P (Use with .125" Flex Armor Dimension)

SPRING ADJUSTABLE DEPTH SENSORS

#1	DESCRIPTION
2Q	Spring adjustable depth bayonet sensor with SSOB fiberglass leadwire

#2	SENSOR TYPE		
J	Iron/Constantan (Standard)	E	Chromel/Constantan
K	Chromel/Alumel	3	100Ω Platinum RTD 0.00385 alpha (3 wire) Class B
T	Copper/Constantan	X	Other, specify

#3	LEAD WIRE LENGTH
48"	Length in inches
60"	Length in inches
L__"	Length in inches

Note: Length measured from front of spring to back of cable clamp.

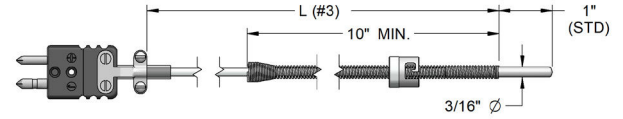

#4	JUNCTION
G	Grounded (Standard)
U	Ungrounded common (RTDs are always ungrounded)

#5	COLD END TERMINATION [Additional options see Pg 1-7]		
A	Bare ends (Standard)	K	Spade lugs (compensated)
C	Standard plug	T	Junction box connector
E	Standard jack	X	Other, specify

Note: If pipe clamp or bayonet adapter is required, see page 2-5.

#6	TAGGING AND CALIBRATION OPTIONS (use only if applicable)
_____	See page 1-2 #14 for ordering selections.