SAMPLE PROBES

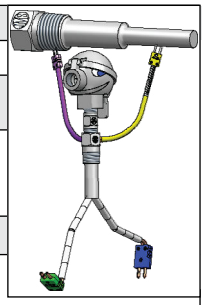

#1	DESCRIPTION
5S	Sample probe - Add a W here for a brass plug and stainless steel chain attached to probe. (Example: 5SW)

#2	PROCESS CONNECTION		
1	1/2" NPT	4	1-1/2" NPT
2	3/4" NPT (Standard)	5	1-1/4" NPT
3	1" NPT	X	Other, specify (Example: 2" 150# raised face flange.)

#3	SHANK STYLE [5-15]
A	Step
S	Straight (Standard)
T	Tapered
X	Other, specify

#4	SAMPLING DEVICE CONNECTION
M	1/4" NPT
P	1/2" NPT
O	3/4" NPT
N	1" NPT
X	Other, specify

#5	BORE SIZE
2	.260" ID (Standard)
3	.385" ID
X	Other, specify

#6	U (INSERTION) DEPTH [5-15]
U___"*	Specify insertion length

#7	T (LAG) EXTENSION [5-15]
T___"	Specify lag length

#8	MATERIAL [5-31,34]
H	304 stainless steel
K	316 stainless steel
X	Other, specify

*For more options and unique material requirements see jms-se.com/metals, or consult your sales representative directly.

#9	OPEN TIP STYLE
A	45°
F	Flat tip
X	Other, specify

#10	OPTIONS
1	Stamped on well (Standard)
X*	Other, specify
M	MTR

Note: You must always specify information required on tag.

THREADED STRAIGHT SHANK SAMPLE PROBE DESIGN

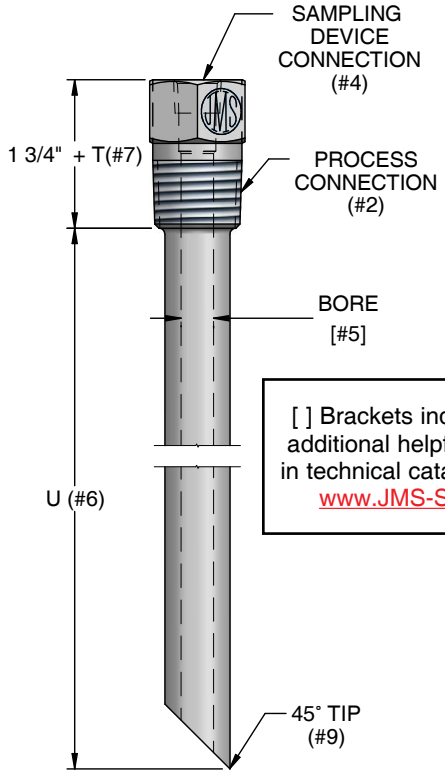

[ ] Brackets indicate page numbers where additional helpful information can be found in technical catalog. Now available online at www.JMS-SE.com/TechnicalCatalog



CUSTOM FLANGED SAMPLE PROBES AVAILABLE BY DRAWING
CONTACT YOUR JMS SALES REPRESENTATIVE

5S	2	A	1	2	U10"	T3"	H	A	1